

Meet the Participants



110 Central Iowans were randomly selected to receive a \$500 monthly basic income for two years as part of a community study on how unrestricted cash can reduce poverty and impact health and well-being. Here is a look at who began receiving payments in May 2023.



110
participants



\$500
per month



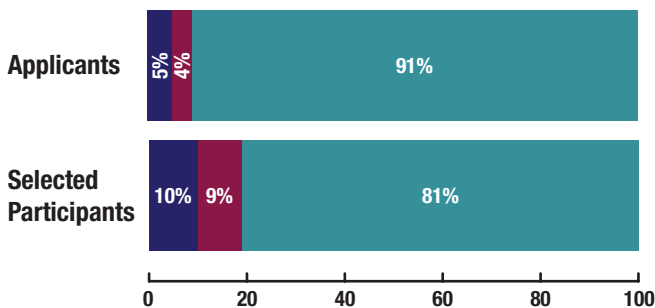

24
months

Criteria to participate

- ✓ 18+ years of age
- ✓ Live in Polk, Dallas, or Warren County
- ✓ Live with at least one dependent up to the age of 25 years
- ✓ Have a household income at or below 60% area median income

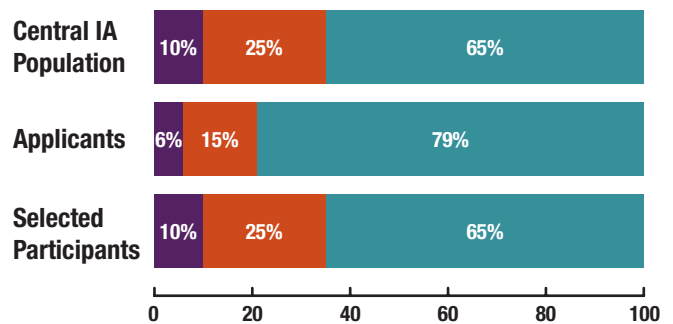
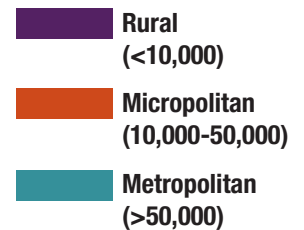
Interest and Participation by County

More than 6,000 eligible individuals applied. This strong response shows a need for support across Central Iowa and that effective strategies were implemented to recruit participants from all three counties.



Interest and Participation by Region

Participation from diverse geographical areas will inform how a basic income model works within our unique regional makeup. Here are the population characteristics of our tri-county study area compared with who is participating.



Participant Communities

Adel, Altoona, Ankeny, Berwick, Carlisle, Clive, De Soto, Des Moines, Indianola, Johnston, Mitchellville, New Virginia, Norwalk, Perry, Pleasant Hill, Polk City, Urbandale, Waukee, West Des Moines, Woodward

“Wow this is [the] answer to my prayers! I work two jobs, and because of the schedule with my boys and their father, it is hard for me to do everything. I have been using food pantries and food assistance. I see this as a stepping stone, I have been stuck. I am so excited, I feel like I can never get ahead for the goals I have.” – PARTICIPANT



Participant Profile



Collectively, the 110 participants represent the diversity of our Central Iowa region. Their application responses highlight the financial reality that Central Iowa families experience and a desire for more stable futures.

All data collected from the participant baseline survey except where noted.



37

average age



85%

female



4

average number of people in household, with an average of two children per household



9

languages spoken*

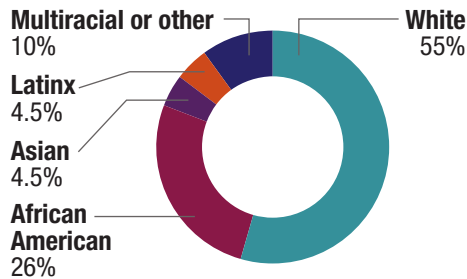
Arabic, English, Farsi, Kinyarwanda, Nepali, Nuer, Pashto, Spanish, Swahili



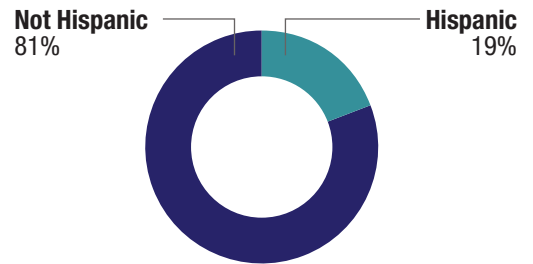
\$24,542

average annual household income

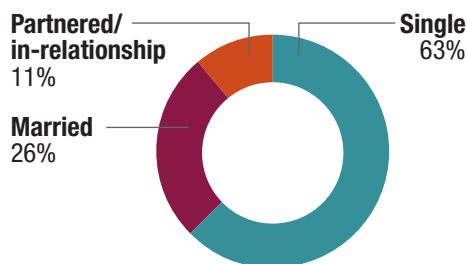
Race



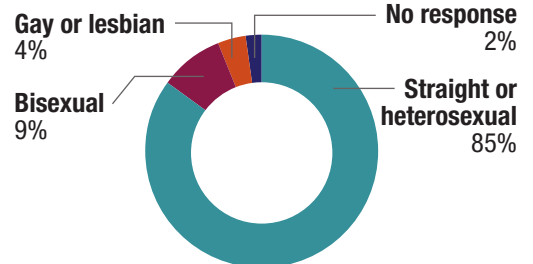
Ethnicity



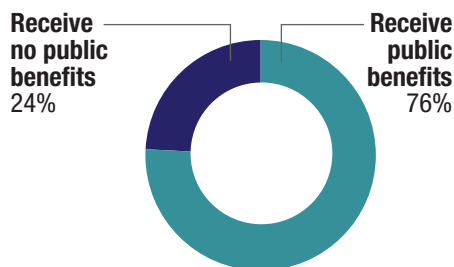
Marital Status



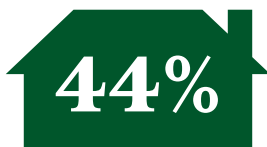
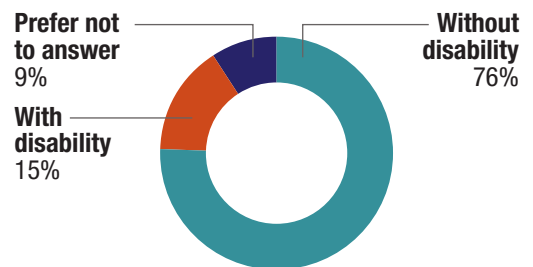
Sexuality*



Public Benefits*



Identified having a disability*



44% of income* is the average participants spend on rent or housing costs; spending more than 30% is considered "housing burdened."

"I feel like [a basic income] would be a big help to catch up on things. I can speak for moms since we struggle every day. An opportunity like this would be a big help for the community. It is a blessing that someone would think of a plan like this and implement it." – PARTICIPANT

LEARN MORE AT UpLiftIowa.org

* Data collected from participant onboarding form.